



MyWorkExperience A Student Guide

<https://myworkexperience.com.au/>

Work Placement Coordination Program

VET in Secondary Schools

workplacementsupport@det.nsw.edu.au

About MyWorkExperience

MyWorkExperience helps you prepare for your work experience. MyWorkExperience is a fun way to prepare for your work experience and can be completed as a class activity or in your own time.

Once you complete the MyWorkExperience modules you will obtain your own Ready For Work Experience Certificate.

The Certificate lets your host employer know that you have prepared for your work experience and have identified a set of skills and competencies to focus on during your time in the workplace.

STEP ONE: Create Your Account

<https://www.myworkexperience.com.au/auth/login>

MyWorkExperience

Welcome!

Are you enrolled in a NSW High School and participating in work experience ? MyWorkExperience helps you prepare for your work experience. MyWorkExperience is a fun way to prepare for your placement and can be completed as a class activity or in your own time.

To get started complete the simple online registration using a valid email address. Your password must be a minimum of five characters, contain a capital letter and number.

Once you complete the MyWorkExperience modules you will obtain your own Ready For Work Experience Certificate.

The Certificate lets your host employer know that you are prepared for your placement and have identified a set of skills and competencies to focus on during your placement.

Tip: Make sure you have headphones if you don't want to disturb your classmates.

Follow this link for [Go2Workplace](#)

For Teachers

If you are a VET Teacher please register at... teacher.go2workplacement.com

Teacher log in

If you are already registered, login here:

[Teacher Login](#)

Teacher registration

If you are a Teacher register for the Go2WorkPlacement below.

[Teacher Registration](#)

Login

Username

Password

[Forgot your password?](#)

[Create an account](#)

[Login](#)

Select the **Create an Account** button to register

STEP TWO: Enter Your Details

Ensure you complete all the fields and use your school email address. You will not be able to receive your account notification if your email address is not correct.

Create an account

Create your account. Cannot find your school? Select "NSW Department of Education" in the drop down menu and type your school's name in the field below.

First Name*

Last Name*

Email*

Re-enter email*

School*

School Name

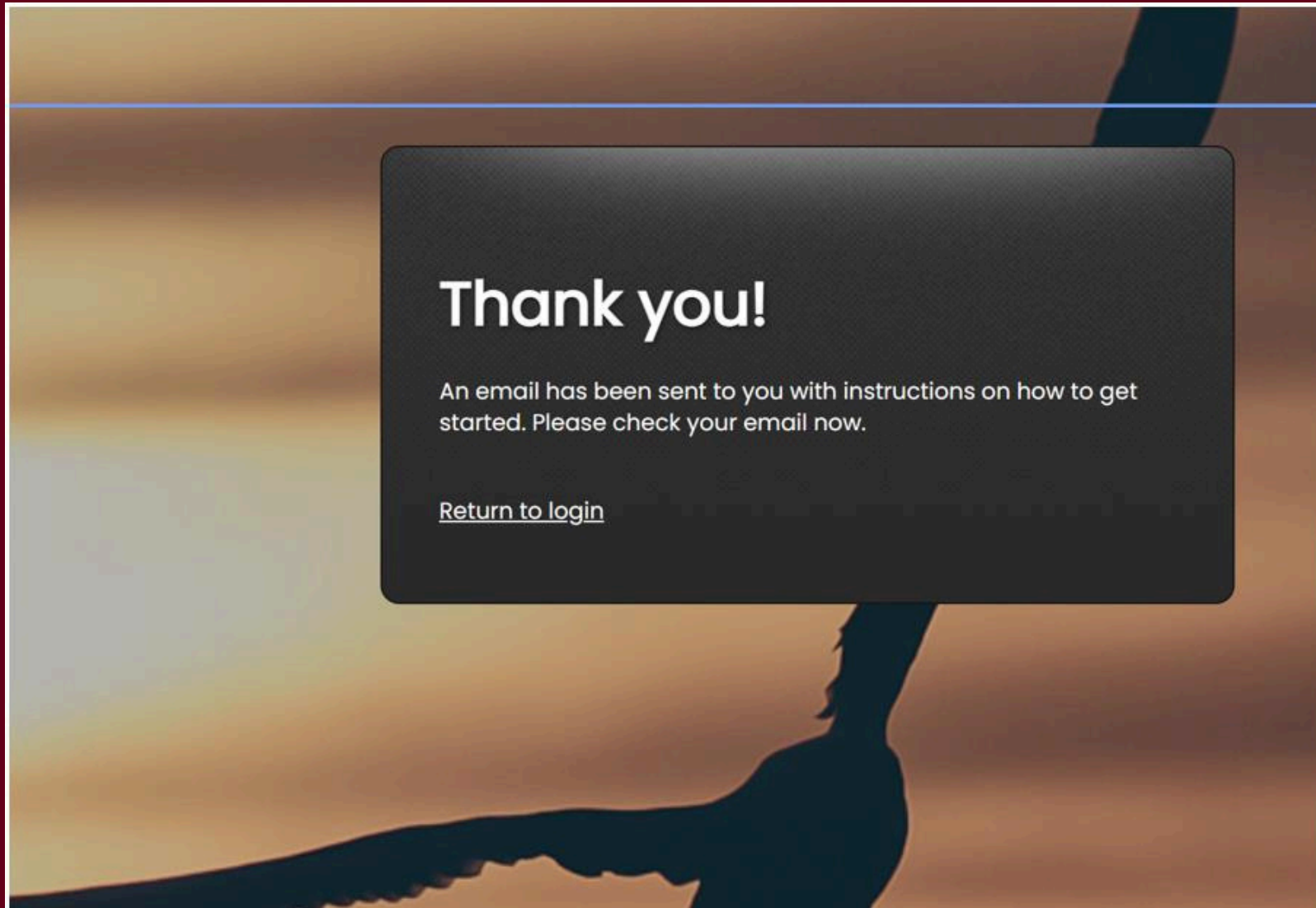
* denotes mandatory fields

Create an account

← Your school can be selected from the drop down menu. If you can't see it enter your school name in the school name box as free text.

STEP THREE: You Are Registered

Once your account has been created, return to the login page. You will receive an email shortly to set up your password.



STEP FOUR: Confirm Your Registration

You will have received an email in the mailbox of the email account that you registered through MyWorkExperience. Follow the link (similar to what is seen below) to set up your password

Thank you for registering with Go2Workplacement! Please click the link below to get started. If the link does not activate, please copy and paste it into your browser.

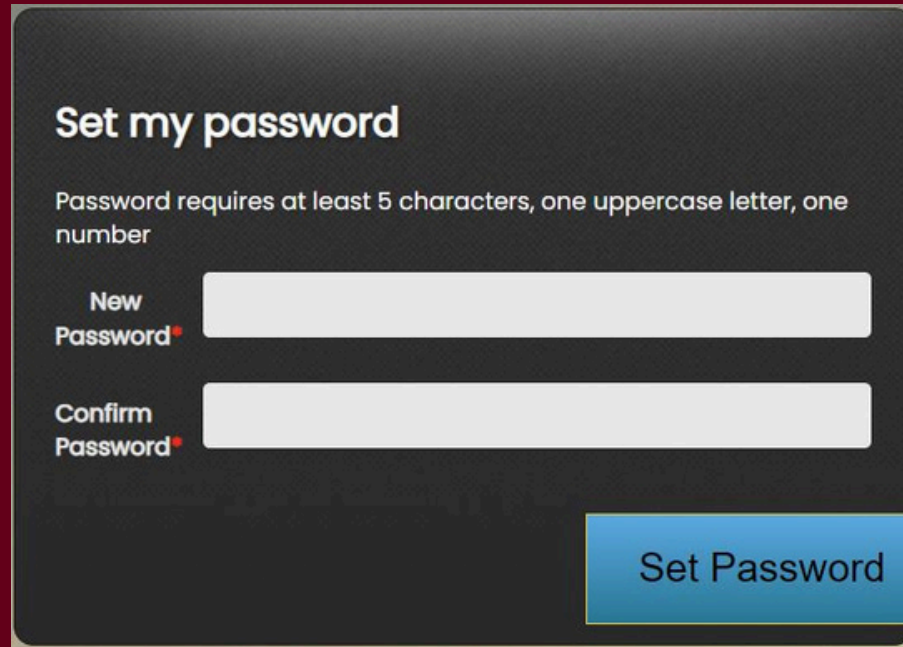
<https://go2workplacement.cls.janison.com/Auth/ResetPassword?nonceId=f86fe51a-8add-ed11-ba76-0003ff8cf6e5&nonce=3849de93-01cb-47fa-9acd-1bf7442a8665&userId=f16fe51a-8add-ed11-ba76-0003ff8cf6e5>

Regards,

The Workplacement Ready Team

STEP FIVE: Create Your Password

Now create a password that only you know and that you will be able to remember.



Set my password

Password requires at least 5 characters, one uppercase letter, one number

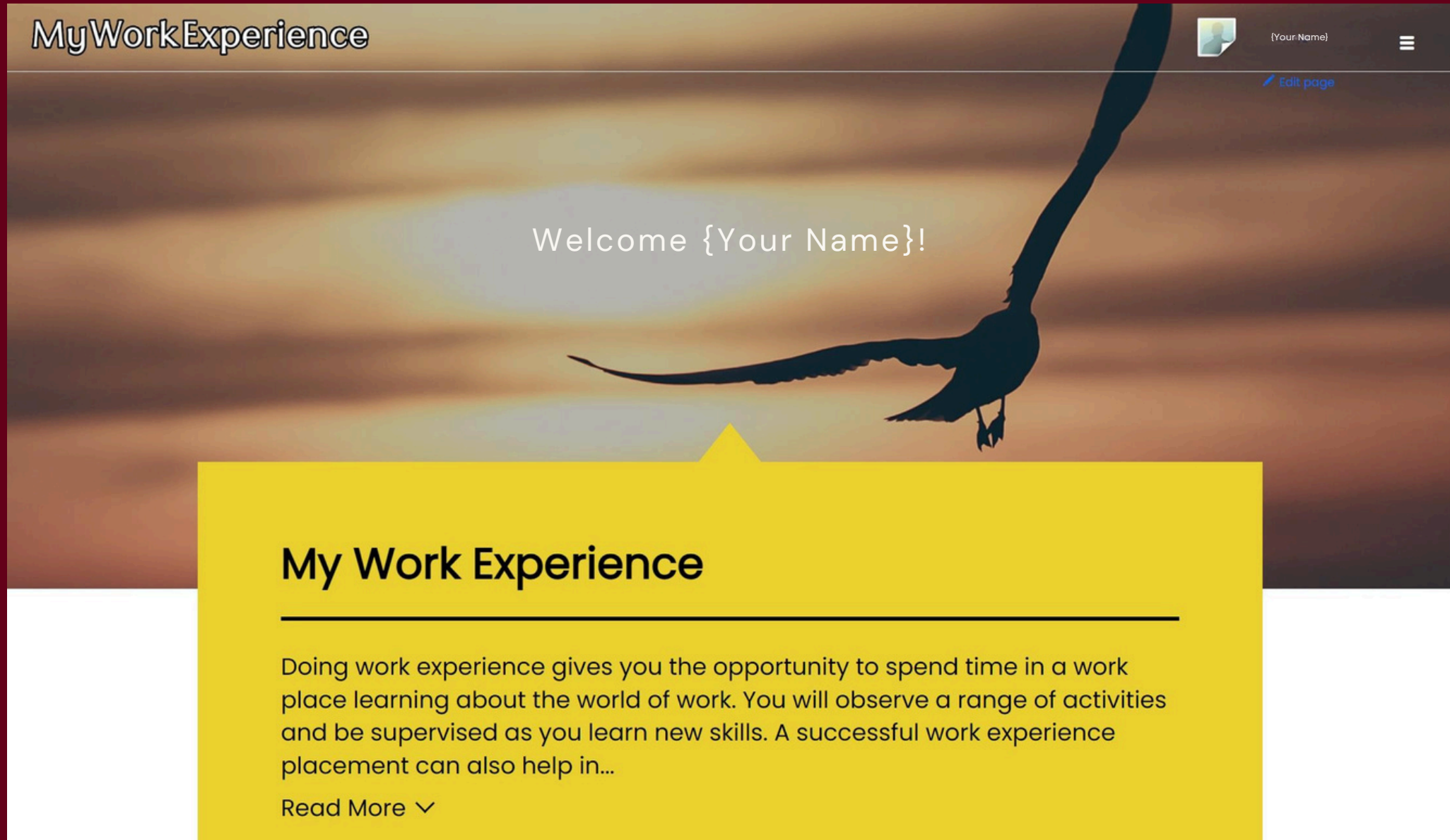
New Password

Confirm Password

[Go back to the previous page](#)

Set Password

You will now have access to your Student Dashboard



STEP SIX: Launch The 'MyWorkExperience' Module

1. MyWorkExperience - Work Health and Safety, Personal Attributes and Employment Related Skills

0%


Status: Incomplete

Launch

Click on the Launch Icon to begin
your MyWorkExperience Modules

STEP SEVEN: Work Through The 'MyWorkExperience' Modules


Click on the 'Start the module' Icon to begin working through each of the 3 modules.



Workplace Health and Safety

Status: *Not Started*
Percent Completed: 0%


[Start the module](#) [Edit](#)



Personal Attributes

Status: *Not Started*
Percent Completed: 0%

[Start the module](#) [Edit](#)



Employment-Related Skills


Status: *Not Started*
Percent Completed: 0%

[Start the module](#) [Edit](#)

STEP EIGHT: Health and Safety Module

Navigate and complete the Health and Safety Module

< BACK COURSE: MODULE:  WORKPLACE HEALTH AND SAFETY



Work Health and Safety module

The next screen has an easy to read version of your obligations under the Work Health and Safety Act for when you go on work placement.

Why is this important?

The Work Health and Safety Act sets out the laws that you, your employer and you co-workers must follow to make sure that your workplace is safe.

Simple questions

Before you can get your work ready certificate and begin your work placement, you must correctly answer the four simple questions in this module.

They are not difficult, and they will help you understand your obligations under the Act.




PREVIOUS


NEXT

TIP: Refresh your browser if you
experience any problems with the
modules not registering as
complete

STEP NINE: Personal Attributes Module


Navigate and complete the Personal Attributes module

[< BACK](#) [COURSE:](#) [MODULE:](#)  [PERSONAL ATTRIBUTES](#)



Introduction

Welcome to the Personal Attributes module.



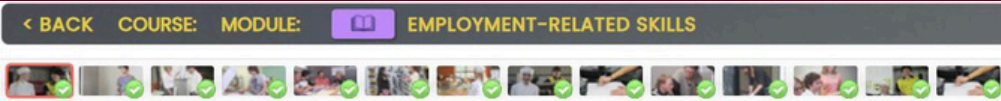
[< PREVIOUS](#)

[NEXT >](#)

TIP: Refresh your browser if you experience any problems with the modules not registering as complete

STEP TEN: Employment Related Skills Module

Navigate and complete the Employment Related Skills module



Introduction

Welcome to the Employment-Related Skills module.



PREVIOUS


NEXT

TIP: Refresh your browser if you experience any problems with the modules not registering as complete

STEP ELEVEN: Your Work Placement Ready Certificate

Once you have completed the modules a link will appear to download your certificate.

[Congratulations, you have completed the course. Click here to get your certificate.](#)

< BACK COURSE:  MWE MANDATORY MODULES



Workplace Health and Safety

Status: *Completed*
Percent Completed: *100%*

Start the module

Edit



Personal Attributes

Status: *Completed*
Percent Completed: *100%*

Start the module

Edit



Employment-Related Skills

Status: *Completed*
Percent Completed: *100%*

Start the module

Edit

Congratulations! Save and print your Certificate

Congratulations, you have completed your Work Experience Ready Certificate. Remember to let your teacher know that you have now obtained your certificate and ensure you take it to show your host employer

If you have any issues, please contact workplacementsupport@det.nsw.edu.au

School

Work **EXPERIENCE** Ready Certificate

Issued to

{Your Name}

{Your School}
for successfully completing

WH&S, Personal Attributes and Employment Related Skills

**A list of the student selected Personal Attributes and Employment
Related Skills will follow – these are to be explored during work
experience.**

Issued

{Date Completed}

Personal Attributes – during my work experience, I want to discuss with my supervisor the importance of:

Enthusiasm
Personal Presentation
Motivation

Employment Related Skills – during my work experience, I want to discuss with my supervisor the importance of:

Initiative and enterprise
Communication
Teamwork