Accessing CSNSW Learning Resources
YAMMER Portal: Primary & Secondary

"How-to" Guide 2020

Logging on to YAMMER:

LOG-IN to your CSNSW NETiD account

1

CSNSW website www.csnsw.catholic.edu.au *OR* direct https://netid.cecnsw.catholic.edu.au/#/login

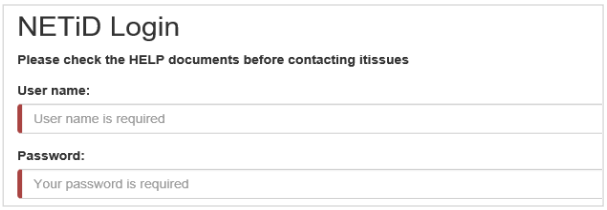

NOTE: If an error message appears - log out, close your browser & start again - this may happen if you have a saved / permanent log-in, so make sure you log-out completely.



If given the options:

CSNSW Staff or *NETiD365* – click on NETiD365

UNDER ***My Applications*** click on *Yammer Forums.*

2

NOTE: A box may appear asking "*Who do you work with*? Disregard this – and close the pop-up window.

Once logged into YAMMER, in the top left-hand corner, under CATHOLIC SCHOOLS NSW GROUPS, locate either *Learning Resources Portal: Primary* OR *Secondary*.

3

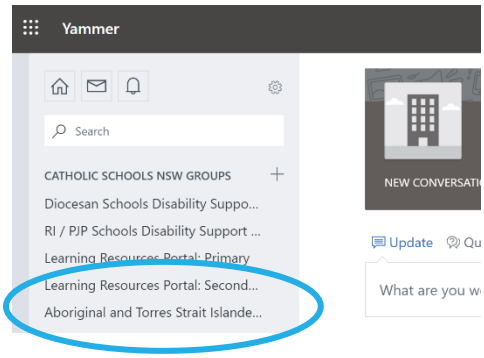

- Any issues with completing your log-in, please contact APPSUPPORT: appsupport@csnsw.catholic.edu.au
- Any questions or contribution of content, please don't hesitate to email: resources@csnsw.catholic.edu.au

24 April 2020